



# *Attention Families!*

**Pleasant Grove ISD is now taking payments online!**

Pay when it's most convenient for you with a computer or mobile device at <https://pgisd.revtrak.net/>.

Save time and be confident that your payment makes it where it needs to go. You can pay online with eCheck, debit, or credit cards.

Pleasant Grove ISD is currently accepting online payment for **Student Fees**.

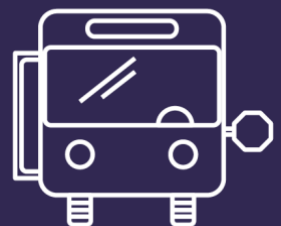
**Donations**



**Student Fees**



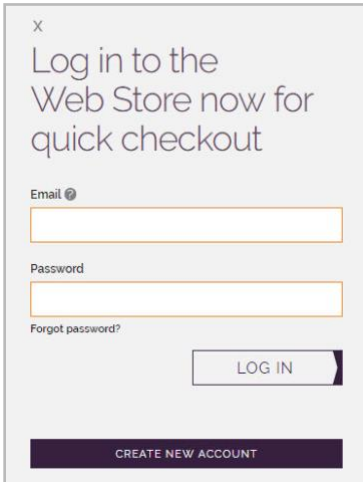
**Field Trips**



## Visit the Web Store

Visit (Web Store URL) and Add all the items you want to purchase to your shopping cart. When you are ready to check out, click Checkout. Log in or create your personal Web Store account.

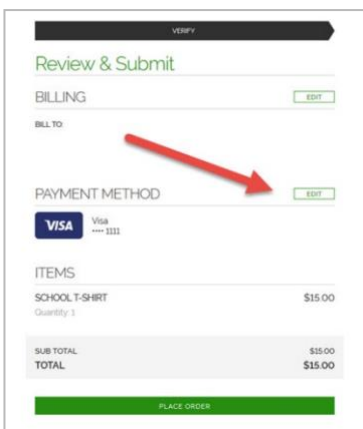
## Setting up your payment information



Enter your **RevTrak Web Store** email and password.



To add an eCheck, stay on this screen and enter your billing information. Select **Add eCheck**. In order to add a Credit or Debit card, select **Use Debit/Credit** and then **Add Card**. Enter your billing and payment information.



If you are a returning customer and wish to add a different Payment Method, click on the **Edit** tab.

Verify information for accuracy and Click **Place Order**.

**Payment will be processed and receipt can be viewed and printed. A receipt will automatically be sent to the email address provided. Receipt can be viewed at any time through your account settings.**